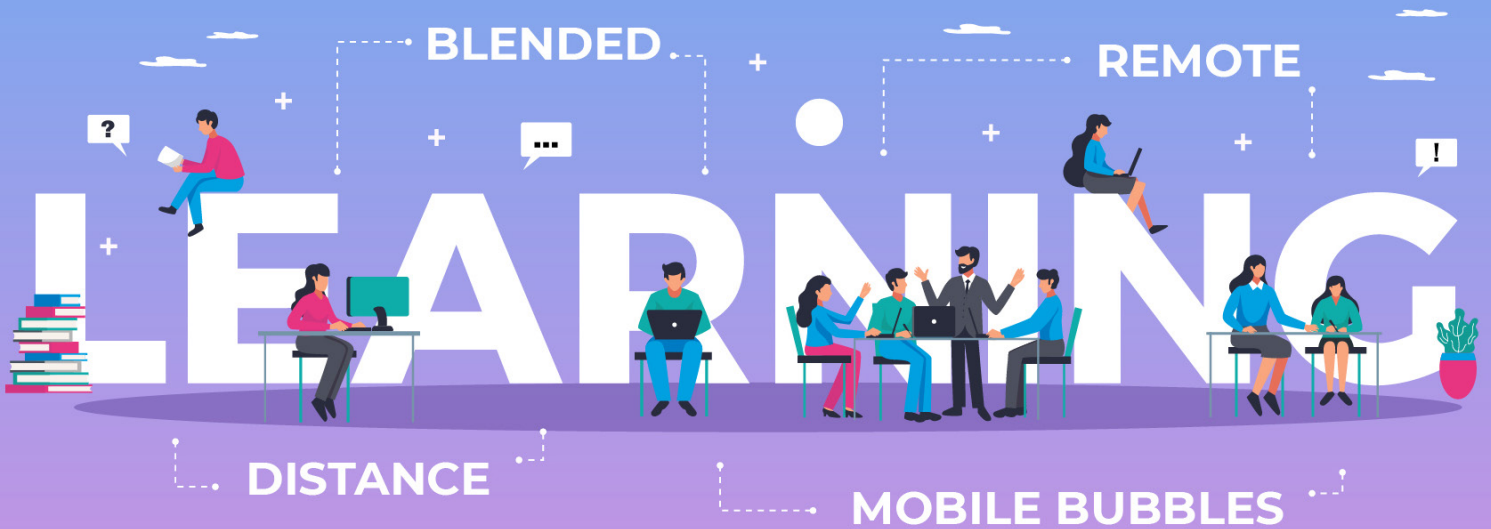


# Remote Education



Our guide to effective teaching and learning during a global pandemic.

1

### Remote Learning

Teachers in school but students at home

2

### Distance Learning

Complete school closure

3

### Blended Learning

Some students at home and some in class

4

### Mobile Bubbles

A socially distanced classroom

With school lockdowns happening at short notice and some students self-isolating at home, **teachers need to be prepared** for any eventuality. At Clevertouch, we've created solutions that enable you to continue to connect with your students, deliver immersive lessons and engage your class.

Over the past few months, teachers have been required to adapt to the ever-changing circumstances in ways we've never experienced before. The challenge is not about ensuring that the national curriculum or exam syllabus is covered, it's ensuring the child remains interested in learning. We want children to be able to thrive and still have the thirst to develop themselves. As always, our aim is to give you the tools to teach without needing to worry about the tech.

Here's our guide to effective teaching and learning during a global pandemic.






1

## REMOTE LEARNING

For students at home, remote learning involves face-to-face lessons being delivered over video, much like they would be in the classroom. The key to remote learning is keeping students engaged. It's easy to spot who isn't paying attention in a traditional classroom, but once you are on a video call, the dynamic changes. So, how can you use your Clevertouch to deliver engaging lessons remotely?



### VIDEO CALLING

Via Zoom or Teams, you can set up a view of the teacher with a laptop camera or webcam while sharing the display from your IMPACT Plus™.

### SNOWFLAKE POLLS

Make sure your students are involved – with Snowflake polls you can set live questions and get instant responses from your students at home.

### STAGE

Use STAGE to create a real-time collaborative canvas that includes video of your students.

You can get a **free 60-day STAGE licence** from [clevertouch.com](https://clevertouch.com)

## DISTANCE LEARNING

Distance learning is a way of learning remotely without being in face-to-face contact with a teacher in the classroom. Courses or lessons are created and sent to students for them to work through on their own. This is particularly helpful to students who can't participate during normal school hours – one problem a lot of teachers came across during lockdown was that students didn't have access to a computer or the internet during the school day. By setting work that can be done at their own pace, students with access issues at home are given more flexibility.

### CLOUD BASED INTEGRATION

Fully integrated with Google Drive and OneDrive, so you can set work in your Google Classroom or Microsoft Classroom for students to do at home.




+

### SNOW.LIVE

Create activities in Snow.Live and then invite your students into your Snowflake classroom. If there is a shortage of teaching staff or time, there are hundreds of activities that have been created by other educators and shared in Lessons Online, or you can see the lessons that the Clevertouch team have created as part of our Learn At Home series.

+



+

+



3

## BLENDED LEARNING

Blended Learning utilises a combination of digital learning and active learning methods, to improve the learning experience and outcomes for students. With many classrooms operating at reduced capacities, you may find some students learning at home and some in school, either full time or on a rota basis.



### CLEVERSHARE APP

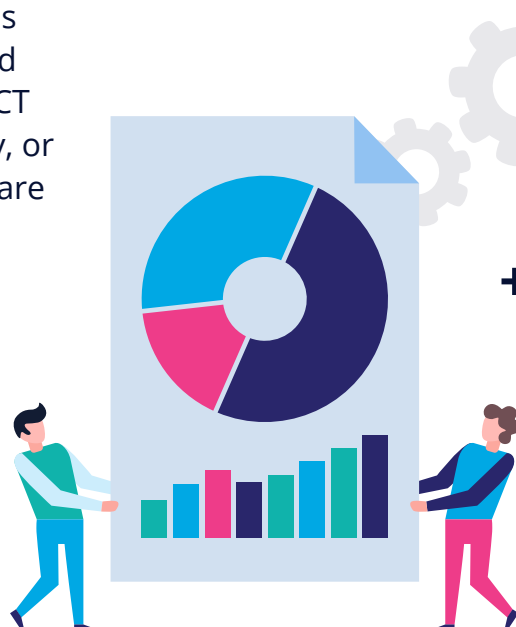
In a socially distant classroom, students can share their work using the free Clevershare app – either the teacher can use their tablet or phone with a camera to work as a Document Camera and share work to the IMPACT Plus™ classroom display, or students in-class can share their screens directly.

#### Please note:

If you are using a Chromebook or Apple device, you can cast without needing to download an app.

### CLEVERSTORE

Download apps from the Cleverstore and apps on students' personal devices, so that all students have access to the same resources.



### VIRTUAL ACTIVITIES

Create polls and quizzes that can be completed by students at home and in the classroom.



4

## MOBILE BUBBLES

A growing trend we've witnessed in colleges and higher education institutions, is that smaller groups of students are forming "bubbles". This still allows students to meet in-person to discuss ideas and work collaboratively on projects.



## MOBILE TROLLEYS

All sizes of our IMPACT Plus™ can be mounted on mobile trolleys, so they can be utilised in a number of ways. Screens can be moved to empty areas on-campus, so that bubbles can socially distance from each other.

## GLOVE COMPATIBLE

IMPACT Plus™ is compatible with PPE gloves, allowing students to safely touch the display without any cross-contamination.

## EASY TO CLEAN

Easy to clean in four simple steps:

- Disconnect.
- Spray a non-abrasive cleaning fluid onto a microfiber cloth.
- Wipe clean.

## SUPPORTING YOU THROUGH ANY SCENARIO

- 1 Teachers in school but students at home - Remote Learning
- 2 Complete school closure - Distance Learning
- 3 Some students at home and some in class - Blended Learning
- 4 A socially distanced classroom - Mobile Bubbles

# REMOTE EDUCATION

## What it means for Africa.

Innovation in education has become a major priority due to COVID-19. The recent technological influx in Africa needs to be capitalized upon by the education sector, which has been hit hard by the pandemic. African governments need to invest in free, high-quality online education for all Africans.

The technological revolution sweeping the world is beginning to have a profound impact on the continent, presenting an opportunity to hit the reset button and reimagine the education landscape by addressing the challenge of exclusion, to achieve quality education for all.

The pandemic has broken down borders, allowing us to focus on Pan-African programmes. In the context of education, infrastructure refers to both ICT infrastructure as well as the physical school infrastructure.

African youth is beaming with innovative tech ideas, and motivation – and necessity – is the mother of innovation. Imagine just what an African youth who could code and who had knowledge of emerging technology such as AI, VR could do. The time to pivot, and ensure that post-COVID-19 Africa is transformed, is now.

## HOW CAN CLEVERTOUCH HELP?

---

### RECORD LESSONS

If students are learning at home, you may want to record your lesson for them to watch in their own time.

### How do I get it?

#### LYNX Screen Recorder

Simply download LYNX Launcher onto your PC or laptop, and then install Lynx Screen Recorder, or download the app directly to your Clevertouch .

### What can be done?

- Record the screen content of your lesson, then save to email or share on the cloud later.
- With IMPACT Plus™ the audio of your teaching will also be recorded.
- Recordings can also be uploaded onto YouTube or sent to pupils via WeTransfer.



## STAY SAFE ON CAMPUS

It's easy to forget to keep apart or follow new procedures. Virtual posters around campus and in the classroom can be great visual reminders, especially for younger children.

### How do I get it?

#### The CleverMessage App

The app is free and already installed on every IMPACT Plus™, IMPACT and CM Series. You can set up a free account on SedaoLive where you and your colleagues can upload content and create your presentations.

### What can be done?

- We've got free Stay Safe posters for you to download from our website.
- Or students can create their own posters for you to display around the school.
- For up-to-date information, you can send instant-messages to every display in the school to inform students and teachers of a sudden school closure or positive COVID-19 test.





## LIVE POLLS

Create Live Polls, for students in class or at home.

When students are taking part in video lessons, or a mixture of in-class and video lessons, it can be difficult to ensure that they are all engaged. There are lots of distractions at home that we don't have in school!

ABC

### How do I get it?

#### Snowflake Student Response System Poll

Log in to your snow.live account and choose Create, then Poll. Check the box "Show student name when downloading results". Once the poll is created, students can either scan the QR code on screen, or visit [ansr.it](https://ansr.it) and enter the poll code to participate.

### What can be done?

- Get anonymous poll answers to encourage quieter students.
- Choose from single or multiple choice questions, Yes/No questions, or free text questions. Answers can also be images or drawings.
- Set a time limit for each question, if required.
- Download a CSV file showing the results for each student – this can be a great tool to evaluate who needs more support in a particular area.

### How do I get it?

#### LYNX Whiteboard Quiz

In the LYNX Whiteboard app go to the Browser Panel and choose Quiz. Once the quiz is created students can scan the QR code to participate from their mobile devices. Alternatively, from their laptop, they can open the LYNX Whiteboard app and enter the join code.

### What can be done?

- Create quizzes on any topic with single or multiple choice answers.
- Involve students from home or in the classroom.





## CREATE LESSONS FROM ANYWHERE

If you're working from home, from another classroom, or elsewhere, you need the ability to create engaging lesson content that will work on your front-of-class display, or that can be used by your students who are learning at home.


### How do I get it?

#### LYNX Whiteboard App

The new LYNX Whiteboard app was launched in October 2020. It's free to download for IMPACT Plus™ and IMPACT users.

### What can be done?

- LYNX Whiteboard App is device agnostic and can be downloaded to most devices including Android, iPad, iPhone, PC, Mac and Chromebook.
- Log into your LYNX account from any device to create lessons.
- Sync with your Google Drive, OneDrive or Dropbox cloud accounts so that you can use your classroom resources.
- Create and edit documents in Google Sheets, Docs or Slides.
- Create and edit documents in Office Excel, Word or PowerPoint.



### How do I get it?

#### Snowflake

Download it for free or create an online account at [snow.live](https://snow.live)

### What can be done?

- Create activities that can be shared with your students.
- Completely customisable content.
- Or use activities that have been shared by other educators.

## GOOGLE SCHOOLS

Many schools now classify themselves as a "Google School". If you use Google Classroom, Slides, Sheets, Docs and Drive, then you'll be pleased to know that you can integrate all of your files with your IMPACT Plus™.



### How do I get it?


#### Google Drive

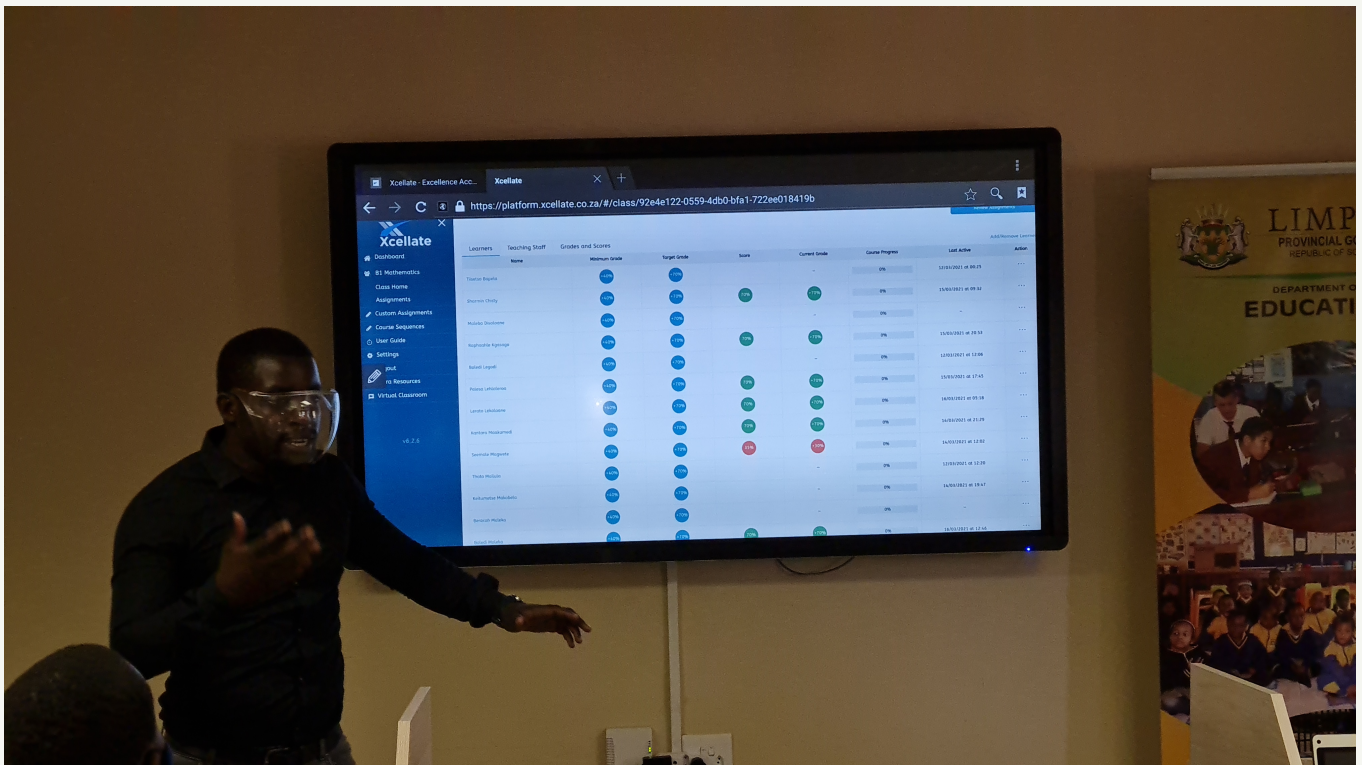
If you have lots of resources already created using your Google apps, you can open them and collaborate using your IMPACT Plus™.



### What can be done?

- Create documents using Google Docs, Sheets or Slides and save to your Google Drive.
- Open the Chrome browser of your IMPACT Plus™, and log into your Google Drive.
- Share with students who are working at home or who are working from laptops in the classroom, so that they can collaborate on work despite not being sat together.
- Annotate over resources using the IMPACT Plus™ built-in annotation tools, so that you can re-use your resources in the future without needing to re-make them.
- Host Google Meet video calls by connecting your laptop to your IMPACT Plus™ via a cable, or wirelessly using the Clevershare App.





## SOCIALLY DISTANT ASSEMBLIES

If you are back in the classroom, but not mixing as an entire school, there are ways to still keep teachers and students feeling like they belong to one community.

Record video messages from the Head Teacher, photos from a sporting event, copies of students' work and more.

Create timed presentations that can be scheduled to be sent to every screen in your school, so that the whole school can come together.

### How do I get it?

#### The CleverMessage App

The app is free and already installed on every IMPACT Plus™, IMPACT and CM Series. You can set up a free account on SedaoLive where you and your colleagues can upload content and create your presentations.

### What can be done?

- Record video, such as a message from the Head Teacher or a student performance.
- Create your own news feeds with school or local news.
- Add photos, such as from a sporting event or charity event.
- Create your own news feed or use a live RSS feed.
- Design your presentations with your school logo and your school colours.



## MICROSOFT OFFICE 365 SCHOOLS

With Microsoft tools and free resources that help you prepare, teach, assess, track, and analyse, you'll have more time to focus on what's most important: your students.

### How do I get it?

#### OneDrive and WPS Office

There are a few different ways to open and edit resources that you've created using the Microsoft Office suite.

### What can be done?

- You can save files to a USB, share them via Samba or use IMPACT Plus™ built-in OneDrive.
- Sign into OneDrive via the built in Cloud Drive app to open Word, Excel and PowerPoint files. You can utilise WPS Office or open the files natively by installing the MS Office apps from the Cleverstore. You can also sign into to your MS account via one of the built-in browsers to open online documents.
- The Chrome and WPS Office apps are available in the 'Apps' section of your IMPACT Plus™.



# CLEVERTOUCH®

---

## TECHNOLOGIES

For more information and guidance on the products and software discussed in this brochure, please get in touch with the distributor Interactive AV Solutions or the authorized dealer .

### **Authorized Dealer:**

The Smart Idea Group   
GROWTH | THINKING | TECHNOLOGY  
Branches in Johannesburg, Cape  
Town and Durban  
011 581 9000  
[www.thesmartgroup.co.za](http://www.thesmartgroup.co.za)